
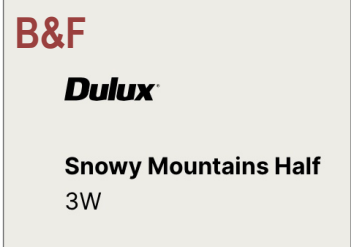


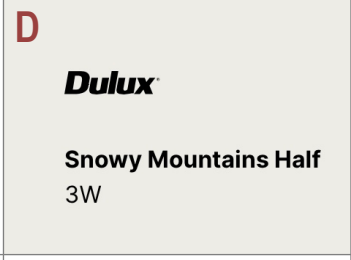



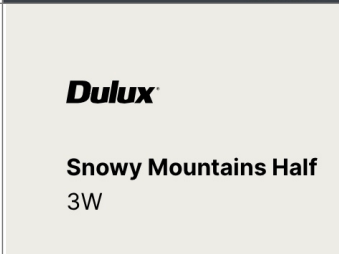





Ergo Designs P/L

PROPERTY : 38 CLARENCE STREET CONDELL PARK

SCHEDULE OF EXTERNAL FINISHES		
LOCATION	KEY & SAMPLE	CONSTRUCTION & TYPE OF FINISH
Refer to the Perspectives EXTERNAL FRONT WALLS AND FRONT = A & G	A 	250 & 230MM BRICK WALLS WITH 12 MM CEMENT RENDER FINISHED WITH: A = DULUX Wayward Grey-GR7
= B & F	B&F 	250 & 230MM BRICK WALLS WITH 12 MM CEMENT RENDER FINISHED WITH: B&F= DULUX Snowy Mountains Half 3W
EXTERNAL SIDE & REAR WALLS = E	E 	Austral Bricks- Blackstone Texture
ROOF FASCIA & PARAPET = C	C 	HARDIE DECK FASCIA/FINISH BOARD FINISHED WITH: C = DULUX Wayward Grey-GR7
ROOF FASCIA & PARAPET = D	D 	HARDIE DECK FASCIA/FINISH BOARD D = DULUX Snowy Mountains Half 3W
STEPS AND TREADS		DARK BLUESTONE Armstone- Bluestone tiles

ROOF		ECLIPSE Boral Shingles- Granite Roof tiles
WINDOWS /SL. DOORS.	 Charcoal	DURALLOY CHARCOAL GREY FINISH. Aluminium Framed with Powder Coating Finish
FASCIA BOARDS, BARGE BOARDS & EAVES.	 Dulux Snowy Mountains Half 3W	SNOWY MOUNTAINS HALF 3W PAINTED WITH DULUX WEATHER SHIELD
GUTTERS & DOWN PIPES		OLDE PEWTER SATIN 27250243 Aluminium Framed with Powder Coating Finish
ROLLER DOORS		SHOJI WHITE SATIN 27284682 Aluminium Framed with Powder Coating Finish
FRONT ENTRY DOORS		2040x920x35 SOLID CORE W/P DOOR HLR260-AFRICANA GLASS



PERSPECTIVES- FRONT,REAR & TYPICAL SIDE OF THE BUILDING